


AHKDU FLEXIBLE ALARM MONITORING SYSTEM



The design of the AHKDU makes the advantages of microcomputer technology available to all. User programmability means that the AHKDU is versatile enough for most needs and covers a wide variety of alarm situations. It can be quickly adapted to changing requirements.

Standard construction in basic and extension units uses a sealed and highly practical enclosure. AHKDU-16 basic unit is equipped with a total of 16 inputs. This number can be expanded with AHKDE-extension units (16 or 32 inputs per unit) to a maximum of 112 inputs per alarm centre. Power supply is 24VDC.

Immediate Practical Use

From switch on the AHKDU is ready for immediate operation. All that is necessary is to connect up the alarm inputs.

Alarms are given with lights and an audible alarm (also A-class transmission and common alarm circuits are activated). Acknowledgement of the alarm stops the audible alarm, changes transmission circuits and halts the flashing alarm lights.

Full Potential Programming

To make full use of the potential of the AHKDU requires programming. You can program individual alarms to meet your exact requirements. Programming is done with the front panel keyboard, values are stored in the non-volatile memory.

Following alarm alternatives are possible with user programming:

Input selection

Alarms are normally given on contact closure, but this can be changed to contact opening.

Alarm priority setting

Alarm points may be programmed for four priority groups with relay contact outputs.

Output delay

Common alarm and group relay outputs can be delayed for 0-240 s.

Input delays

Alarm indication for a point may be delayed for 1-120 s.

First alarm indication

If first alarm monitoring is selected, the first unacknowledged alarm light flashes faster than following alarms

Line fault monitoring

An incoming alarm closure line may be monitored for faults by then selecting line fault monitoring for this point.

Loop isolation

If you temporarily want to stop monitoring an alarm circuit the point may be switched off using the program.

Fault memory

When the alarm departs before the acknowledgement, the information disappears if you have not selected a fault memory function for the point.

Indication of removed alarms

Removal of acknowledged alarms is indicated by a slower flashing light and a low-frequency buzzer signal. After acknowledgement the light and the buzzer are turned off.

Selecting transfer mode

Priority relays are returned to normal operation by acknowledgement, but can also be programmed to follow the input state. The signal remains on until all the alarms in the group have been removed. New alarms when in the ON-state are indicated by a 5 s break.

In addition to audible and visible alarms, you can optionally get a printed record and electronic output for computer handling.

TECHNICAL DETAILS:

Inputs:

Contact closure or opening

Power supply:

24VDC +/- 10%

Power consumption:

Max. 15W

Closed loop current:

24VDC/2mA approx.

General alarm:

24VDC, 0.2A

Priority Alarms:

4 exchange contact outputs,
max. 120 VAC/30 VDC 1A

External alarm light board:

SLP-16 light board (via RS-485)

Alarm printer connection (option):

RS-232 serial interface to matrix printer

Construction:

Flush mounting, 144 x 192 x 110 mm, (WxHxD),
Same dimensions in basic and extension units.
Point labelling with separate printed label.

Programming details:

See the front page.

ORDERING INFORMATION:

AHKDU-16	Basic unit with 16 inputs
AHKDU-16-LP	Basic unit with 16 inputs, printer connection
AHKDE-16/32	Extension unit with 16 or 32-inputs

ADDITIONAL EQUIPMENT:

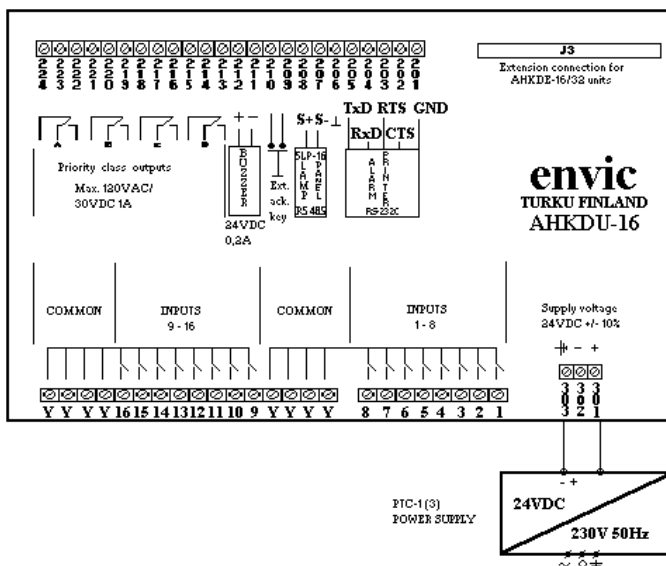
FM-E / R	Front panel text in english / russian
SLP-16	16 point light board
PTC-3	230V 50Hz power unit (+batteries1.2Ah)
AS-1P	Sub-alarm unit, surface mounting
AS-1	Sub-alarm unit, flush mounting
AV-1	Alarm flasher, surface mounting

OPTIONAL ITEMS:

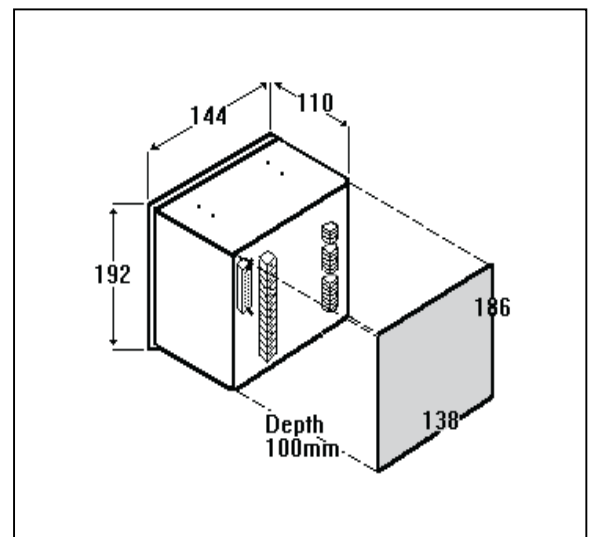
SLP-16 alarm light board, alarm printers,
PC-programs, modems, additional audible
and signalling alarms etc.



CONNECTIONS (BASIC UNIT):



CONSTRUCTION (AKHDU/AHKDE):



ENVIC OY, Lemminkäisenkatu 46, PO BOX 100, 20521 TURKU, FINLAND
Tel +358-2-48082400, Fax +358-2-48082404

Vertrieb: UVT-Ingenieurbüro für Umwelt- und Verfahrenstechnik, Hönow Str. 35, D-10318 Berlin,
Tel.: +49 (0)30 5017 6350, Fax: +49 (0)30 5017 6351, e-mail: info@uvt-online.de